

RESEARCH REVIEW
International Journal of
Multidisciplinary

e-ISSN: 2455-3085

Impact Factor: 4.184



UGC Approved
Journal

Indexed in Google Scholar,
IJIF, DOAJ, RESEARCH
BIBLE, DRJI, DAJ, OAJI.net,
QF, GIF, UGC

CERTIFICATE OF PUBLICATION

This is to certify that Research Paper/ Article/
Case Paper entitled

Internet accessibility among the
Under-Graduate Students of the Colleges of
Pathsala Town of Assam: A Case Study

Authored by

Mr. Ratul Das & Dr. Dipesh Ch. Bhagawati

has been published in Volume-3, Issue-01, JAN-2018 in this
International Peer Reviewed ISSN Indexed Research Journal.



Ref. No. RRJ2018030115

Issued Date: 12-Jan-2018

Certificate Verification visit: http://rjournals.com/View_Certificate

 editor@rjournals.com

 www.rjournals.com

Internet accessibility among the Under-Graduate Students of the Colleges of Pathsala Town of Assam: A Case Study

¹Mr. Ratul Das & ²Dr. Dipesh Ch. Bhagawati

¹Ph.D. Research Scholar, Gauhati University, Guwahati, Assam (India)

²Principal, S.B.M.S. College, Sualkuchi & Research Guide, Gauhati University, Guwahati, Assam (India)

ARTICLE DETAILS

Article History

Published Online: 12 January 2018

Keywords

Internet accessibility,
Under-Graduate

*Corresponding Author

Email: ratuldas_007@rediffmail.com

ABSTRACT

The purposes of the present paper is to study about the frequency & motto of using internet, and time of accessing internet and among the students of B.A., B.Sc. and B.com standard, reading in the various under-graduate colleges of Pathsala town of Assam. A self prepared questionnaire containing 30 items has been used to collect data. Data are mostly primary in nature but researcher also collects secondary data as well. Statistical techniques such as pie chart, bar diagram & percentage etc. data are analysed quantitatively.

INTRODUCTION

Internet is the most powerful media to gather information in present time. Students and teacher both use to access internet to gather information so as to do the research or add to the knowledge of any sort of subject they have. The internet is therefore the largest encyclopedia for everyone. The internet has served to be more useful in maintaining contacts with friends and relatives. The easiest communication means like the internet chatting through Whatsapp, messenger, Instagram, facebook, twitter etc. and also the emails are the best and the most common for the maintaining contacts with the people around the world. At the same time internet is helpful in providing fun to the students in these days. Games, Songs, Dramas, Quizzes, Online Movies are available through internet which eradicates boredom from their lives.

IMPORTANCE OF INTERNET IN PRESENT TIME

The modern era has now been extremely developed and it becomes possible for the launch of internet. Internet provides people the easiest routine in their daily lives. It makes easier even the most tiring and physically demanding works on finger tips. Internet is also allowing people to communicate each other on over the world. According to Donna Hoffman, one survey after another finds that when online user are asked what they do on the Net? "email is always come first". There are more than six million of users of email on 2005. People use the internet to contact with the other by sending and receiving email and it is possible for them to make more friends from many countries in a chat room. They can talk and see together by using voice chat or webcam. These things make internet is more interesting and convenient.

REVIEW OF THE RELATED LITERATURE

Ozad (2010) explored the use of the Internet in tertiary media education. It was suggested that in addition to using the Internet as a source of information, students majored in communication and media should also use it as a tool of communication.

Dominika Sokol and Vit Sisler (2010) conducted a Study on Internet Use among University Students in the United Arab Emirates. The study aims to analyze socializing on the Internet and attitudes towards the Internet as a medium of social interaction among university students in the United Arab Emirates (UAE). The result reveals that the Internet can largely act as a vehicle for resisting social exclusion and gender segregation; it can also simultaneously serve as a mechanism for reinforcing pre-existing norms within newly-networked traditional communities.

Sakina Bashir (2011) conducted a study on Internet Use among University Students: A Survey in University of the Punjab, Lahore. The objective of the study was to explore the Internet use behaviour of students. The results show that most of the students use this technology for course related reading and research needs. They are new users of the Internet. They use it at the University Library's Digital Lab Unit as well as their departments and homes. A large number of them have learnt to use the Internet tools by themselves, or relying on assistance from friends without attending any formal training programs. Ease of work and time saving are the reasons of Internet use among university students

OBJECTIVES OF THE STUDY

1. To search out the frequency of using Internet among BA/BSC/BCOM students reading in various colleges of Pathsala Town.
2. To search out their preference of time for accessing internet.
3. To find out the motto of accessing internet among the BA/B.SC/B.COM students reading in various colleges of Pathsala Town.

POPULATION & SAMPLE

There are 3 private and 2 government Under-Graduate colleges in Pathsala town of Bajali Subdivision of Assam. The sample has been drawn from B.A., B.SC, & B.Com standard students reading in various colleges of Pathsala Town. The

sample comprises 200 students of different subjects. Out of 200 students equal half belong to male and equal half belong to female sex. The simple random sampling method has been used to collect the sample.

SOURCES OF DATA COLLECTION

Data has been collected through both primary and secondary sources.

TOOLS TO BE USED

To collect the relevant data the researcher used self prepared Questionnaire comprising 30 questions and also conducted an open end interview of the students.

STATISTICAL TECHNIQUES USED

Percentage, pie chart & bar diagram are used to interpret and analysis of the data.

ANALYSIS & INTERPRETATION

After collection of data researcher went to analyse and interpret the data.

Objective: I To search out the frequency of using Internet among BA/BSC/BCOM students reading in various colleges of Pathsala Town.

9.1.1. Table: Stream wise distribution of the sample

Students belong to Stream	Male	Female	Total
B.A	45	45	90
B.Sc	35	35	70
B.Com	20	20	40
Total	100	100	200

9.1.1. Figure: Distribution of the respondent sample

Stream wise distribution of respondents

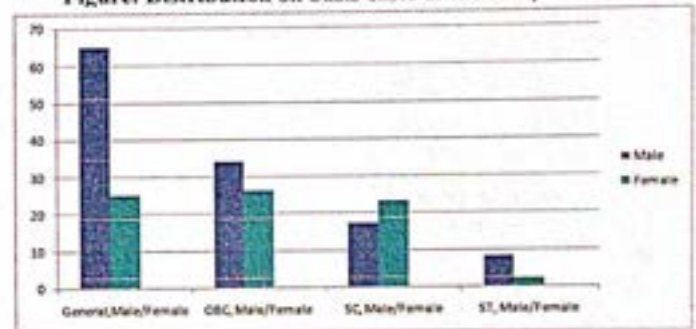


Both Table & Figure indicate the stream wise distribution of sample

9.1.2. Table: Distribution of sample on the basis of Caste

Caste wise category of sample	Male (100)	Female (100)	Total (200)
General	65	25	90
OBC	34	26	60
SC	17	23	40
ST	8	2	10

Figure: Distribution on basis caste of the sample




In the table & figure clearly indicated the gender wise & caste wise distribution of the sample.

Table: Source of knowledge for accessing Internet

Source of Knowledge for accessing Internet	Male		Female		Grand Total
	Frequency	Percentage	Frequency	Percentage	
Compulsory Internet training in college	20	20	15	15	35
Training Institution	25	25	22	22	47
Self via Mobile ph., computer or vice versa	30	30	28	28	58
Friends or Colleagues	15	15	25	25	40
Others	10	10	10	10	20
Total	100	100	100	100	200

9.1.3 Figure: Source of knowledge for accessing Internet

Source of knowledge for accessing internet



The above figure and table both showed sources of knowledge for accessing internet both male and female respondents. It high-lights that maximum number of the

respondents acquired knowledge of accessing internet by themselves through Mobile Phone, Own Computers and vice versa.

9.1.4. Table: Frequency of using internet among Graduate students reading in various Colleges of Pathsala Town.

Frequency of using Internet	Male		Female		Total Frequency	Overall percent of both M/F
	Frequency	Percentage	Frequency	Percentage		
Every Day	67	67	56	56	123	61.5%
2-3 days in a week	9	9	14	14	23	11.5%
4-7 days in a week	5	5	9	9	14	7%
Monthly	7	7	11	11	18	9%
No fixed Scheduled/Rarely	12	12	10	10	22	11%
Total	100	100	100	100	200	100%

9.1.4 Figure: Frequency of using internet among Graduate students reading in various Colleges of Pathsala Town.

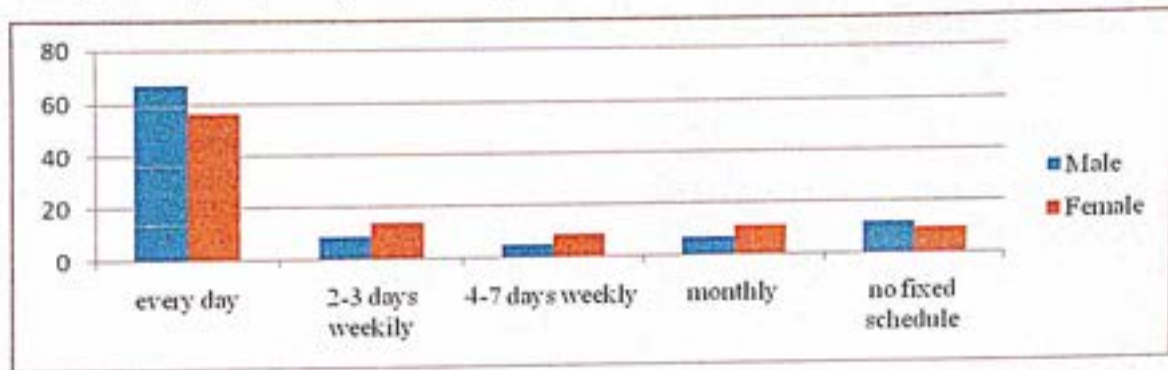


Table and figure clearly indicates the frequency of using internet by the graduate students, reading in the various colleges of Pathsala Town. It has been observed that 67% from male and 56% female students used internet everyday. 9% and 14% male and female respectively use internet 2-3 days in a

week. Similarly 5% male and 9% female students use internet 4-7 days in a week. 7% and 11% students male and female respectively use internet monthly. 12% and 10% male and female students respectively use internet without fixed schedule.

Table: Use of internet by the graduate students of Pathsala Town every day

Usage of Internet in a day	Male		Female		Grand Total of Frequency	Over all percent of both M/F
	Frequency	Percentage	Frequency	Percentage		
30 minutes-1 hour	30	30	36	36	66	33%
1 hour-2 hour	25	25	22	22	47	23.5%
2 hour-3 hour	18	18	14	14	32	16%
3 hour-4 hour	17	17	17	17	34	17%
4 hour above	10	10	11	11	21	10.5%
Total	100	100	100	100	200	100%

Figure: Use of internet by the graduate students of Pathsala Town every day

Per day usages of internet

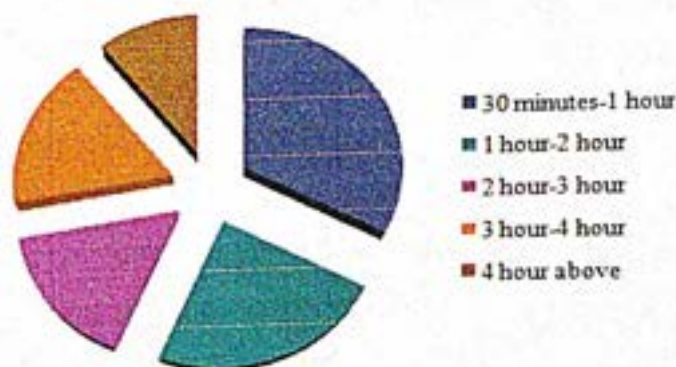


Table & Figure shows that out of total 200 respondents 33% are using internet within 30 minutes-1 hour, 23.5% respondent used internet within the range of time 1-2 hours, at

the same time 16% use internet 2-3 hours, 17% of respondent use internet 3-4 hours and only 10.5% respondent use internet more than 4 hours in a day.

Objective: II To search out their preference of time for accessing internet.

9.2.1. Table: Availability of time for accessing Internet

Availability of time	Male		Female		Grand Total Of Frequency	Grand Total Of percentage both M/F
	Frequency	Percent	Frequency	Percent		
Morning	5	5	6	6	11	5.5%
Afternoon	15	15	14	14	29	14.5%
Evening	28	28	34	34	62	31%
Night	35	35	40	40	75	37.5%
Late Night	17	17	6	6	23	11.5%
Total	100	100	100	100	200	100%

Figure: Availability of time for accessing Internet

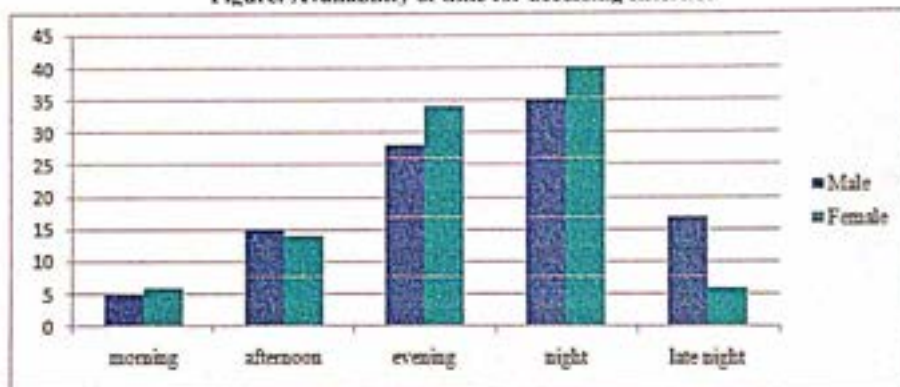


Table & Figure shows the availability of time to access internet. It has been found that 5% from male and 6% from female students use internet in morning, 15% & 14% from male and female respectively use internet in the afternoon, 28%

& 34% from male & female students use internet in evening. Similarly 35% male and 40% female students use internet in night. And 17% & 6% male and female students respectively use internet in the late night.

Objective III: To find out the motto of accessing internet among the BA/B.SC/B.COM students reading in various colleges of Pathsala Town.

9.3.1. Table: Motto of using internet

Motto of Using Internet	Male		Female		Grand Total of Frequency	Grand Total of Percentage
	Frequency	Percentage	Frequency	Percentage		
Academic	20	20	14	14	34	17%
Entertainment, such as Face-book, Twitter, Video download, Online shopping and so on..	50	50	60	60	110	55%
Job Seeking	19	19	5	5	24	12%
Knowledge acquisition	11	11	21	21	32	16%
Total	100	100	100	100	200	100%

Figure: Motto of using internet

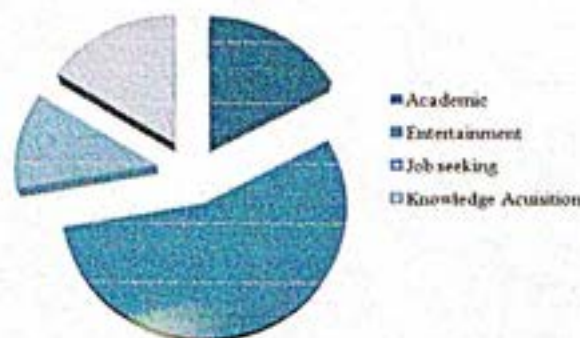


Table & Figure shows the motto o intention of using internet by the students. Here we have observed that 55% of total respondent usages internet for entertainment such as busy in facebook, twitter, etc, 17% use internet for academic purposes, out of total respondent 16% for knowledge acquisition & 12% used internet for Job seeking purposes.

RESULT

The result of the study according to our objectives is concerned has been analysed and shown by using percentage and pie chart. Detailed description has been written under each diagram in the Tables and Figures.

HIGHLIGHTING THE MAJOR ASPECTS OF THE STUDY

Internet has immense potential for the information society. It enables the students to get instant information for their varied purposes. In order to make more beneficial and effective, awareness program for maximum use of Internet should be undertaken by the colleges of Pathsala town collaborating themselves.

1. The sample of the study has been selected from Arts, Science, & Commerce (B.A, B.SC &

B.Com) Stream and equal number of respondent both male and female.

2. The maximum number of student at around 29% of graduate students prefers source of internet knowledge via mobile phone, computer, Personal Leap-top & Vice versa.
3. 61.5% of graduate students of Pathsala Town use internet every day as they use mobile phone.
4. 33% of graduate students of Pathsala Town access internet 30 Minutes-1 Hour per day & 23.5% of students access internet 1-2 hours per day.
5. 37.5% of graduate student of Pathsala Town prefers time for accessing internet in the night.
6. 55% of graduate student of Pathsala Town used internet for entertainment such as doing Face-Book, Twitter etc.

CONCLUSION

This study has been shown that student usages Mobile phones, and personal leap top in a higher degree. At the same time they use to connect with internet via Mobile Phone & leap tops. A good number of Graduate students of Pathsala Town are the daily internet users and they use to prefer night time to access internet. Mostly the students accessing internet for entertainment such as-Face book, twitter and vice-versa.

REFERENCES

- [1] Hong, K. S., Ridzuan, A. A., & Kuek, M. K. (2003). Students' attitudes toward the use of the Internet for learning: A study at a university in Malaysia. *Educational Technology & Society*, 6(2), 45-49.
- [2] Saha Kaberi. (2012). *Statistics in education and psychology*. Asian books private limited, Darya Ganj, New Delhi-110002.
- [3] Luambano, I., & Nawe, J. (2004). Internet use by students of the University of Dare es Salaam. *Library Hi Tech News*, 21(5), 13-17.
- [4] Ozad, B. E. (2010). The use of the Internet in media education. *The Turkish Online Journal of Educational Technology*, 9(2), 245-255.202
- [5] Ozad, B. E. (2010). The use of the Internet in media education. *The Turkish Online Journal of Educational Technology*, 9(2), 245-255.202
- [6] Rajeev K, Ampritpal K (2004). Use of Internet by Teachers and Students in Shaheed Bhagat Singh College of Engineering and Technology: A Case Study. *J. Libr. Inf. Sci.*29(1&2), 81-94.
- [7] Ruzgar, N. S. (2005). A research on the purpose of Internet usage and learning via Internet. *The Turkish Online Journal of Educational Technology*, 4(4), 27-32.