

Journal of the Social Sciences


Prinses Beatrixlaan, Kempston, Kuwait.

Scopus Index Journal

E-ISSN: 0975-8935 P-ISSN: 0253-1097

Cosmos Impact Factor : 6.120

CERTIFICATE OF PUBLICATION



This is certified that our Editors-Reviewers accepted the research paper of
Mr./Ms./Dr. **Ratul Das**.....



This article published in **Volume - 48, Number - 4, October 2020**

Title of the research paper is **Livelihood of scheduled caste people in Marigaon circle under
the Marigaon district of Assam**

The research paper is original & innovative.

Dr. Mohammad Mainul
Executive Editor
Journal of the Social Sciences
www.apcjss.com





Journal of the Social Sciences

E-ISSN: 0975-8935 P-ISSN: 0253-1097
Cosmos Impact Factor: 6.120 (2019)
Journal of the Social Sciences
www.apciss.com

Livelihood of scheduled caste people in Marigaon circle under the Marigaon district of Assam

Dr. Anek Lal Barman¹

Assistant Professor

Dept. of Education

Dimoria College, Khetri, Kamrup Metro, Assam -782403, India

Dr. Ratul Das²

Assistant Professor

Dept. of Education

Bapujee College, Sarukshetri

Assam, 781307, India

Abstract

The scheduled caste people are very backward in respect to their livelihood, education, political and in other aspects from the very beginning of Indian history. There are a large number of scheduled caste people living in Marigaon district of Assam, i.e. 12.31%. But they are very poor in terms of education and socio-economic condition and livelihood. The paper tries to attempt to study the livelihood of scheduled caste people in Marigaon district of Assam. The present study has been conducted on 100 numbers of households belong to scheduled caste people in Marigaon District.

Key words: 1.Education, 2.Livelihood, and 3.Schedule Caste.

1. Introduction

Education is considered as the strongest weapon to any kind of development. It plays a vital role in improving the weaker section of the society including schedule caste people. In the stratified society like India, people are acquiring their caste hierarchically rather than occupation and it has been noticed that there is a huge gap between the upper caste and lower caste people in terms of their livelihood, education, political, social and so on. Constitutionally, this social difference was sought to be bridged through special efforts i.e. by providing education, providing reservation in getting government jobs and admission in the educational institutes and giving opportunity to get the political and economic benefits, social justice etc for the mobilization of the disadvantaged groups of the society. These constitutional safeguards make it possible for the weaker sanctions of the society including Scheduled Castes people to be at par with upper caste people and will enable them to enter into mainstream of national life (Uplaonkar; 1982). There are sixteen sub-communities in the scheduled caste community in Assam. They are 1) Namasudra, 2) Bansphor 3) Bhuinmali 4) Patni 5) Kaibartta 6) Jhalo-Malo 7) Dhubi, Dhupi 8) Hira 9) Jalkeot 10) Mahara 11) Sutradhar 12) Muchi-Rishi 13) Bhangi 14) Dugla, Dhull 15) Lalbegi 16) Bonia, Bittal Bania.

As per the census 2011, the total numbers of scheduled caste people in Marigaon district are 35,622 which are 17.8% of the total population. Out of that, 17,998 are male and 17,624 are female.

2. Review of the related literature

Review of the related literature helps to avoid the unintentional duplication of the study. it also gives an idea on the procedure of conducting study along with the application of different methods in order to collect the data and interpret it. To conduct the present study researchers have gone through the number of research articles published in different journals as so far as the research studies are concerned no any study has been conducted on the livelihood of SC people in Marigaon circle of Marigaon district. Therefore, the researchers have undertaken the present study. the following is one of the most relevant research study so far as the present study is concerned.

Sangral, C., and Singh, J (June, 2018) conducted a study on "Socio-Economic Conditions of Scheduled Castes : A study of Udhampur District of Jammu and Kashmir State". The aim of the present paper is to study the socio-economic conditions of scheduled castes in Udhampur district of Jammu and Kashmir state. The data for the study has been collected through the interview schedule. About 100 sample households were selected for the study and the data has been presented in tabulated form. This study revealed that socio-economic conditions of scheduled castes in Udhampur district were not so good. They were suffered from basic facilities such as access to health, education, access to safe drinking water, sanitation, adequate employment, etc. Despite all the provisions made by government, they were still socially and economically backward.

3. Objective of the study

The following objective has been formulated to conduct the present study.

Objective 1: To study the livelihood of the scheduled caste people in Marigaon circle of the Marogaon district of Assam.

4. Methodology of the study

Methodology is the detail procedure of conducting research. It helps in smooth functioning of the research work.

4.1 Population and sample

The total numbers of households of the scheduled caste people in Marigaon circle of the marigaon district of Assam are the population for the present study.

It has been taken a number of 100 households as samples belong to scheduled caste people out of total households in Marigaon circle by using purposive sampling technique.

4.2 Method used

Descriptive survey method has been used to conduct the present study.

4.3 Tools used and procedure of data collection

A self prepared questionnaire containing 15 items has been used for the present study. Besides these, open ended interviews and observation have been made for the collection of the data as per research objective is concerned.

Both the researchers have made the personal visit to the places living the scheduled caste people and applied the questionnaire upon the sample selected for the present study and conducted interviews as well to get the relevant information on the study.

4.4 Nature of data

Most of the data are primary in nature but researchers have also collected some secondary data as per the research objective is concerned.

5. Analysis and Interpretation

After collecting the data researchers proceed for the analysis and interpretation of the data. Data have been collected through field survey. After collecting the data it has been arranged and organized accordingly. Data have been analysed with the help of simple statistics i.e. percentage.

Table 1: Educational status of the head of the each household of SC people living in Marigaon circle.

Educational Status	Frequency	Percentage
Illiterate	38	38%
Below 10 th class	20	20%
HSLC	12	12%

HSSLC	14	14%
Graduate	08	08%
Post-Graduate	07	07%
Above Post Graduate	01	01%
Total	100	100%

Table 1 shows that there are 38% head of the households are Illiterate, 20% are below 10th class, 12% are HSLC passed and 14% are HSSLC passed. Similarly, 8% households are Graduate, 7% are Post Graduate and only 1% is above Post-Graduate. It has been found that majority of SC people are illiterate in Marigaon circle.

Figure 1: Pie chart of the Educational status of the head of the each household of SC people living in Marigaon circle.

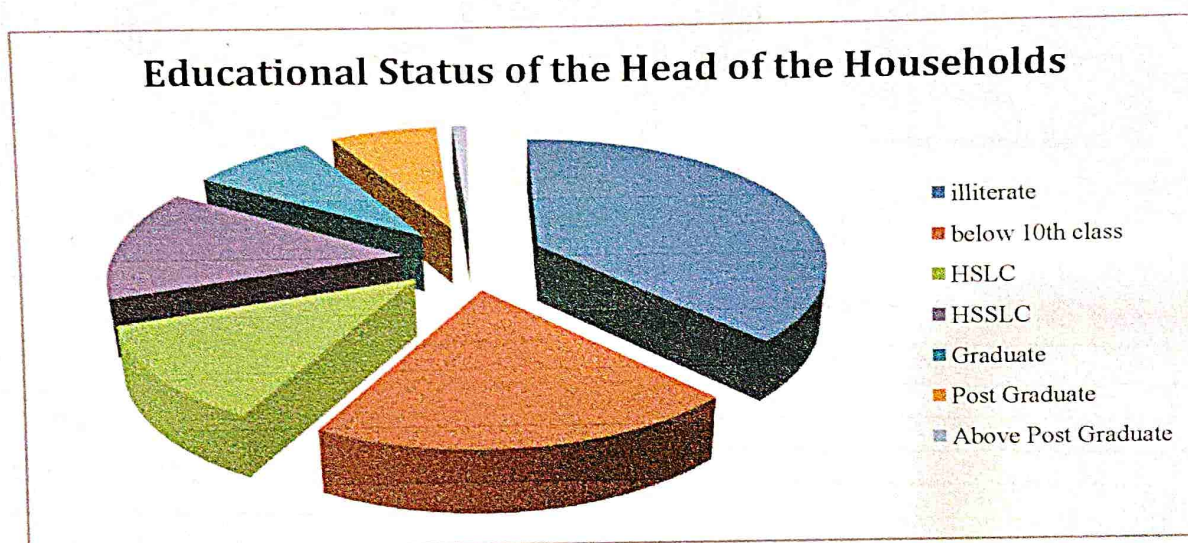


Figure 1 represents the data put in the table number 1.

Table 2: Occupation of the head of the families belong to SC in Marigaon circle.

Type of occupation	Frequency	Percentage
Wage earner	40	40%
Domestic Servant	03	03%
Small Shops	05	05%
Cultivation	20	20%
Micro level Business	15	15%
Private Jobs	13	13%
Government Jobs	04	04%
Total	100	100%

Table 2 revealed that 40% of the head of the families of SC people are wage earner, 3% are domestic servant and 5% are engaged with small shops. On the other hand, 20% and 15% are involving in

cultivation and micro level business respectively. Likewise, 13% head of the families are working private jobs whereas 4% are working government jobs. It is found that the majority of Scheduled Caste people i.e. 40% are daily wage earner.

Figure 2: Pie Chart on the occupation of the head of the families belong to SC in Marigaon circle.




Figure 2 represents the data put in the table number 2.

Table 3: Type of houses of the of the SC people in Marigaon Circle.

Type of Houses	Frequency	Percentage
Pucca	16	16%
Semi Pucca	24	24%
Kutchha	26	26%
Hut	34	34%

Table 3 indicates the type of houses of the each household of the SC families in the Marigaon circle. It has been found that 16 % families are living in the Pucca houses. At the same time, 24%, 26% and 34% of total SC families in Marigaon district are living in the Semi Pucca, Kutchha and Hut respectively. The study revealed that 34% of the Scheduled Caste people are residing at Hut whose are made of Raw Straw.

Figure 3: Pie chart of the type of houses of the of the SC people in Marigaon Circle.

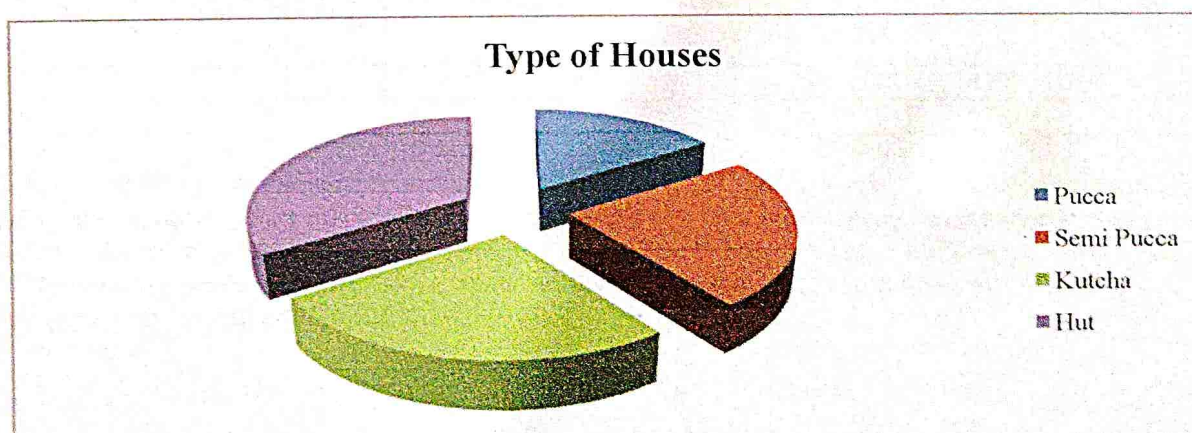


Figure 3 represents the data put in the table number 3.

Table 4: Monthly income of the families, belong to SC people living in the Marigaon Circle.

Monthly Income	Frequency	Percentage
5000-10000	48	48%
10000-20000	34	34%
20000-50000	12	12%
More than 50000	06	06%

Table 4 indicates that there are 48% SC families with the monthly income of 5000-10000. 34% families monthly income is within the range of 10000-20000 whereas, 12% families are with the monthly income within 20000-50000. Likewise, there are only 06% SC families are with the monthly income more than 50000. It can be highlighted that majority of the SC people i.e. 48% are earning within 5000-10000 rupees in a month.

Figure 4: Pie Chart of the monthly income of the families, belong to SC people living in the Marigaon Circle.

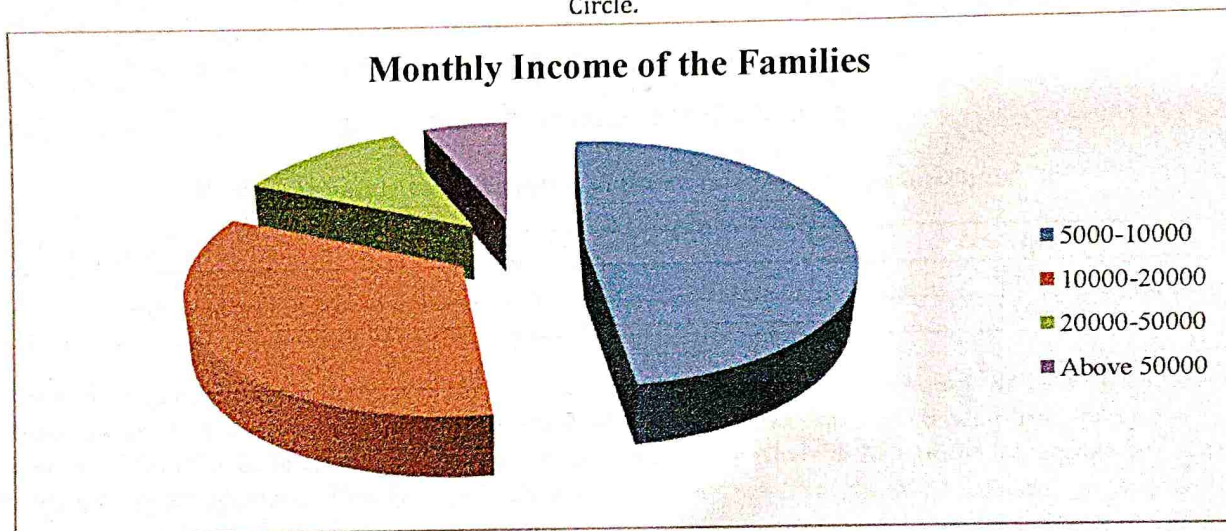


Figure 4 indicates the data put in the table number 4.

Table 5: Safe drinking water of the SC families in Marigaon circle.

Availability of Safe Drinking Water	Frequency	Percentage
Yes	43	43%
No	57	57%

Table 5 highlighted the availability of the safe drinking water of the SC people living in Marigaon circle. Safe drinking water is very important for our healthy body i.e. to make our body disease free. It has been found that only 43% of the Scheduled Caste families are having safe drinking water whereas 57% of the SC families are not having that. Hence, study revealed that majority of the Scheduled Caste people of Marigaon circle are not availing safe drinking water.

Figure 5: Pie chart of the Safe drinking water of the SC families in Marigaon circle.

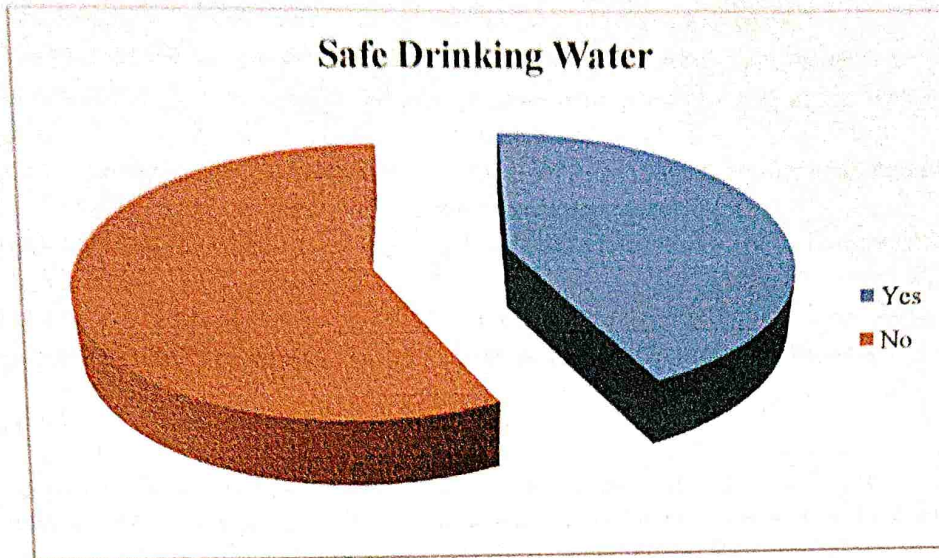


Figure 5 reflects the data put in the Table number 5.

Table 6: Separate toilet facilities of the SC families in Marigaon circle.

Separate Toilet facilities	Frequency	Percentage
Yes	84	84%
No	16	16%

Table 6 revealed the toilet facilities of the SC families in Marigaon circle. Like the safe drinking water the toilet facility is also equally important for the good health and to make us disease free. It has been observed that 84% SC families are having separate toilet facility whereas 16% of the SC families are not having the same. Most significantly it is observed from the field visit that the SC households are provided toilet facilities by the government under scheme.

Figure 6: Pie chart of the Separate toilet facilities of the SC families in Marigaon circle.

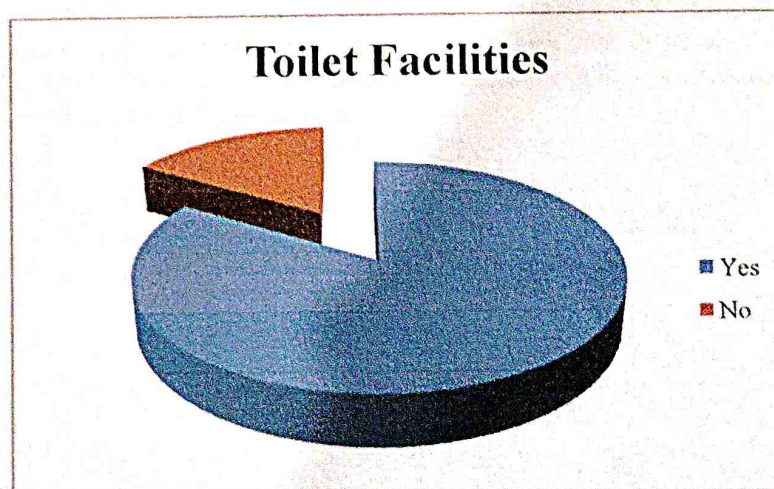


Figure 6 indicates the data put in the table number 6.

Findings of the study

- It has been found that majority of SC people are illiterate in Marigaon circle.
- It is found that the majority of Scheduled Caste people i.e. 40% are daily wage earner.
- The study revealed that 34% of the Scheduled Caste people are residing at hut which are made off Raw Straw
- It is found from the study that majority of SC households i.e. 48% their monthly income is Rs. 5000-Rs. 10000 only. So, it is very difficult to run their livelihood smoothly.
- The study revealed that majority of the Scheduled Caste households they do not have safe drinking water facilities.
- It is found that majority of SC households are having their toilets facilities at home as because of govt. has provided free toilet facilities to the poor families to maintain proper sanitation.

Conclusion

From the study, it may be concluded that majority of the schedule caste people are poor in terms of their livelihood, education, political and so on. Education is considered as one of the major factors for improving the socio-economic condition of the backward communities. Most important role of education is to equalize opportunity enabling the under privileged communities to use learning as a lever for the improvement of their socio-economic status and livelihood. The pitiable economic condition of most of the scheduled castes is the major constraint for the educational backwardness.

References

1. Apparaya, S (2015), "Socio-Economic Conditions of Scheduled Castes : A Study in Kalaburagi District", *Paripex-Indian Journal of Research*, pp. 397-399
2. Arora, P. and Koundal, V. (2014), "An Analysis of Socio-Economic Status of Scheduled Castes: A Study of Border Areas of Jammu District" *Indian Streams Research Journal* Volume 4, Issue 5, Pp.1-4
3. Das, N. (2014), "Scheduled Castes in Rural India", Anmol Publications Pvt. Ltd., New Delhi
4. Das, S. & Hossain, A. (2015), "Socio- Economic Status of Schedule Caste in Tripura - A Case Study of Cobbler Community", *EPRA International Journal of Multidisciplinary Research*, Vol. 1, Issue 1, pp. 19-23
5. Deshpande, M. S. (2010), "History of the Indian Caste System and its Impact on India Today", SOCS & 61,462, Senior Project, Social Sciences Department College of Liberal Arts
6. Dutta, G.C. (2011), "A Study on Socio-Economic Conditions of a Scheduled Caste Village in Lakhimpur District, Assam, India", *World Rural Observations*, 3(4), pp-85-89
7. Singh, D. (2009), "Development of Scheduled Castes in India- A Review, *Journal of Rural Development*", Vol. 28, Issue 4, pp 529-542

Journal of the Social Sciences is an internationally peer-reviewed journal. **Journal of the Social Sciences** aims to publish original research articles and review articles in diverse fields of Social Sciences and related. This is non-profit, non-stock refereed scientific journal in the world. **Journal of the Social Sciences** was launched in 1973 and has established over the past a decades as one of the most influential Social Science journals in the world. It is highly appreciated by scientists throughout the world. Since 2011, **Journal of the Social Sciences** has turned into a full online version.

Journal of the social sciences

Publisher: Academic Publication Council (APC)

E-ISSN: 0975-8935 **P-ISSN:** 0253-1097

Executive Editor:

Dr. Mohammad Mainul
Assistant Professor
University of Kuwait, Kuwait

Discipline: Social Science

Publication: Quarterly

Impact Factor: 6.120 (2019)

Submit Paper at the Email: editor@apcjss.com

Open access journal published since 1973 Scopus coverage from 1999 to present

Author Guidelines

1. The **title** of the article should be bold, centered and type in **Sentence Case** in 14 point Times New Roman Font.
2. The author details should be 12 point Times New Roman Font in Sentence Case accordingly- **Full name » Designation » Email » Mobile numbers.**
3. All manuscripts must be accompanied by a brief abstract. Abstract including key words must not exceed **500 words**. It should be in fully justified and normal text. It should highlight research background, methodology, major finding and conclusion in brief.
4. Author must mention **4 to 6 keywords**. Key words should be listed alphabetically, separated by commas and full stop at the end.
5. **Language:** We only accept the manuscript written in English. Author can use both American and British version of English, but not mixture.
6. **Length of paper:** The manuscript should not exceed 5000 words (Five thousand) and length of the paper should not exceed 20 pages.
7. **Manuscript:** Manuscript typed in 10 point Times New Roman with single space and single column on standard A4 size paper.